

# CXC SOCIAL STUDIES

## SCHOOL BASED

### ASSIGNMENT 2015

PROFICIENCY: GENERAL

TITLE OF PROJECT: AN EXAMINATION OF THE  
PREVALENCE OF CHILD ABUSE IN MY COMMUNITY

Donated to LessonUp Cunupia - 712652

## Table Of Contents

Task 1- Statement of problem .....	3
Task 2- Reason for selecting area of research.....	4
Task 3- Method of investigation .....	5
Task 4- Instrument used for collection of data .....	6
Task 5- Procedure of data collection.....	12
Task 6- Presentation of data .....	14
Task 7- Analysis and interpretation of data .....	17
Task 8- Findings.....	20
Task 9- Recommendations and implementation....	22
Bibliography.....	24
Appendix.....	25

Task 1:

Statement of problem

How aware are the residents of my community on the social problem of child abuse in reference to the causes, consequences and solutions of this epidemic dilemma?

Donated to Lessons 1 Cunupia 172652

## Task 2:

### Reason for selecting area of research

I chose this area of research because it is one of the most life threatening issues in a child's life today. In the modern day society, children are prone victims to abuse on a daily basis.

For instance, Sean Luke was found dead in a cane field on May 25<sup>th</sup>, 2005. Results proved that he had broken bones and severe injuries on his hands and feet. This extract was taken from the Express Daily Newspaper, Sean Luke, May 25<sup>th</sup>, 2005. After reading this article I was greatly disturbed and found it necessary to educate myself on this Social Problem with the intention of helping others be more aware of this issue.

Maria Johnson was found with bruises on her private area after returning home from day care services. She also showed signs of difficulty in breathing and no explanations could be given to relatives about the child's state while in the care of four individuals. I chose this particular article because children within this age bracket are more prone to abuse as they are usually the ones that are least aware of this problem.

Taken from [www.childabuse.com](http://www.childabuse.com)

## Task 3

### Method of investigation

The method I chose to carry out research for this SBA was in the format of a printed questionnaire. I prefer this approach rather than any other mainly because it is cheap, easy to analyse the results given and the participants are ensured confidentiality and they would appreciate this since this is a very private and sensitive topic. In this questionnaire, there are eleven (11) closed questions and eight (8) open ended questions which sums up to a total of nineteen (19) questions altogether.

Donated to Lessons.com by 712252

Task 4:

Instrument used for collection of data

Dear residents of Dyette Estate,

My name is Kia Mohan. I attend Lakshmi Girls' Hindu College and I am carrying out this survey to determine the awareness of Dyette Estate on the topic, child abuse.

I am kindly asking you to answer truthfully in order to obtain optimum results. I can ensure you that all your responses are confidential. You can simply tick the boxes or write out your answers in the provided lines. Thank you in advance for your participation.

Yours respectfully,

---

Kia Mohan.

## Questionnaire:

To what age group do you belong?

- Under 10
- 10-13
- 14-16
- 17-20
- Above 20

What gender are you?

- Male
- Female

1. To what ethnic group do you belong?

- East Indian descent
- African descent
- Chinese descent
- Mixed descent
- Other

2. Are you versed in the topic child abuse?

- Yes
- No
- I think so

3. What do you think are the probable causes of Child Abuse?

4. Do you agree that only females are victims of child abuse?

- Yes
- No
- Mostly
- Rarely

5. Justify your answer from the question above in the lines below.

---

---

6. From the answers provided, tick what you believe are the consequences of child abuse.

- Unwanted pregnancy
- Death
- Joy and prosperity
- An insecure child
- Physical damage
- Other

7. Do you think that counselling is necessary?

- Yes
- No

8. Do you think that child abuse is a major concern in your community?

- Yes



- No

9. Do you think child abuse is a form of disciplinary action?

- Yes
- No
- Sometimes

10. In your opinion, in the spaces provided, list accordingly what you believe are some solutions that can be implemented to either stop or lessen the instances of child abuse.

---

---

---

11. Where do you think child abuse is prevalent?

- Only in Trinidad
- Beetham
- Caribbean
- United states
- Poor places in Africa
- Everywhere

12. Do you know any victims/past victims of child abuse?

- Yes

- No
- Not sure

13. If 'yes' to question 15, please state the physical/ emotional problems of that victim.

14. Did this questionnaire inspire you to learn more about child abuse?

- Yes
- No
- A little

15. Did this questionnaire assist in refraining you from committing child abuse? If yes, please say how.

16. Are abusers exemplars to society? Other than the fact that they abuse? In other words, does this bad trait make them wholly bad people?

- Yes
- No
- I don't know
- I am not aware of any abusers

17. What do you think is an appropriate penalty for abusers?

18. What do you think is the most accessible and appropriate method of contact for the victims of abuse?

Donated to Lessons 1 Cunupia - 712-2652

## Task 5:

### Procedure of data collection

The community in which the data will be collected is Dyette Estate, Cunupia. Approximately, there are one hundred and fifty residents in my community. Twenty percent of my community was tested to obtain accurate research for this topic. Therefore thirty members of my community were chosen. In addition, ten extra questionnaires were given out in case any were misplaced or lost. Thus, in total I distributed 40 questionnaires to the members of my community to test their awareness on the causes, consequences and solutions of Child Abuse.

Before I distributed the questionnaire in my community I did a pre-test with 10 members of my class to ensure the questionnaire was understandable. No problems were encountered and I then proceeded to print and distributed the questionnaire to the 40 chosen members

I wrote all of the residents' names in my community on pieces of paper, placed it in a bag and choose 40 names.

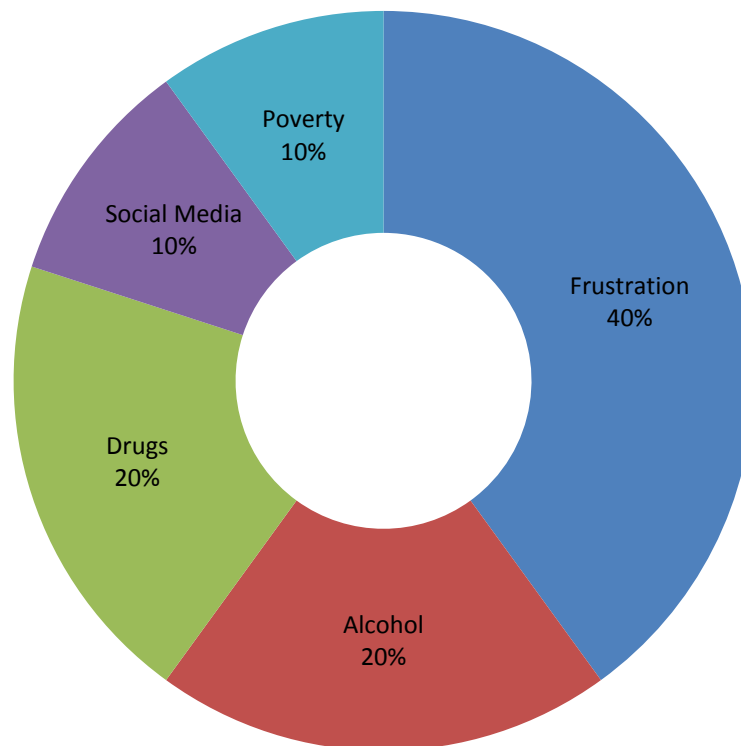
The questionnaires were distributed to each home on Sunday 20<sup>th</sup> October, 2013 at 5:30 pm and recollected it the following day, Monday 21<sup>th</sup> October, 2013 at 6:30 pm. None were misplaced, therefore 40 questionnaires were collected. The 40 questionnaires collected were used to represent the 100% sample.

Donated to Lessons 1 Cunupia - 712-2652

## Task 6:

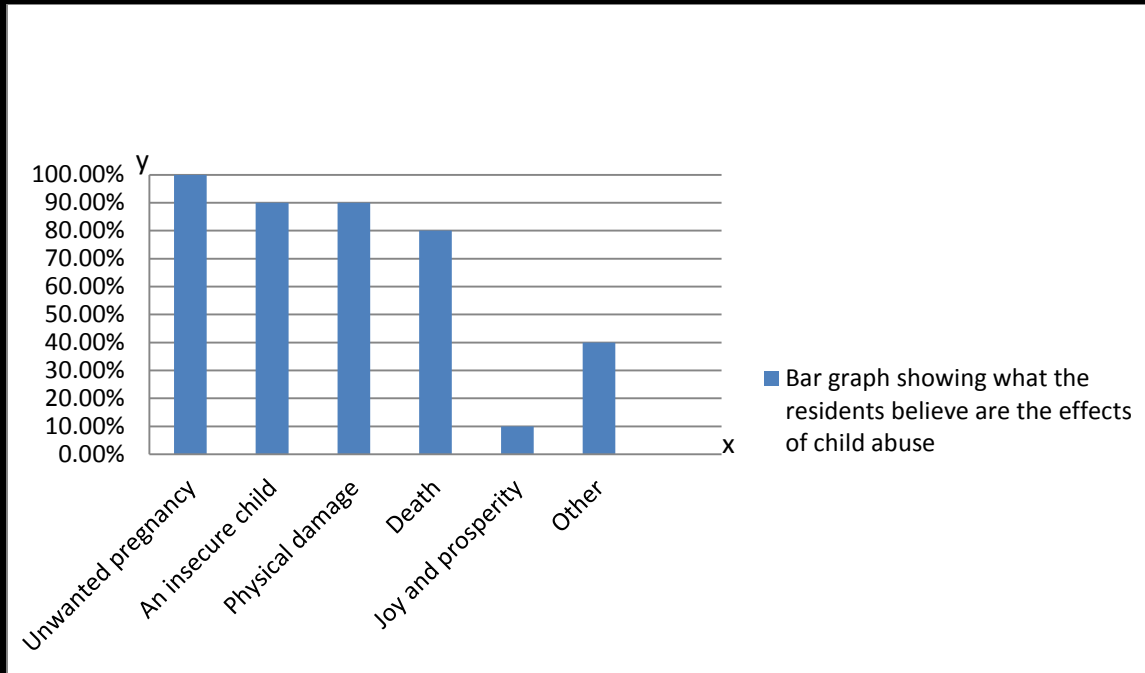
### Presentation of data

#### Doughnut illustrating causes of Child Abuse as listed by the members of my community



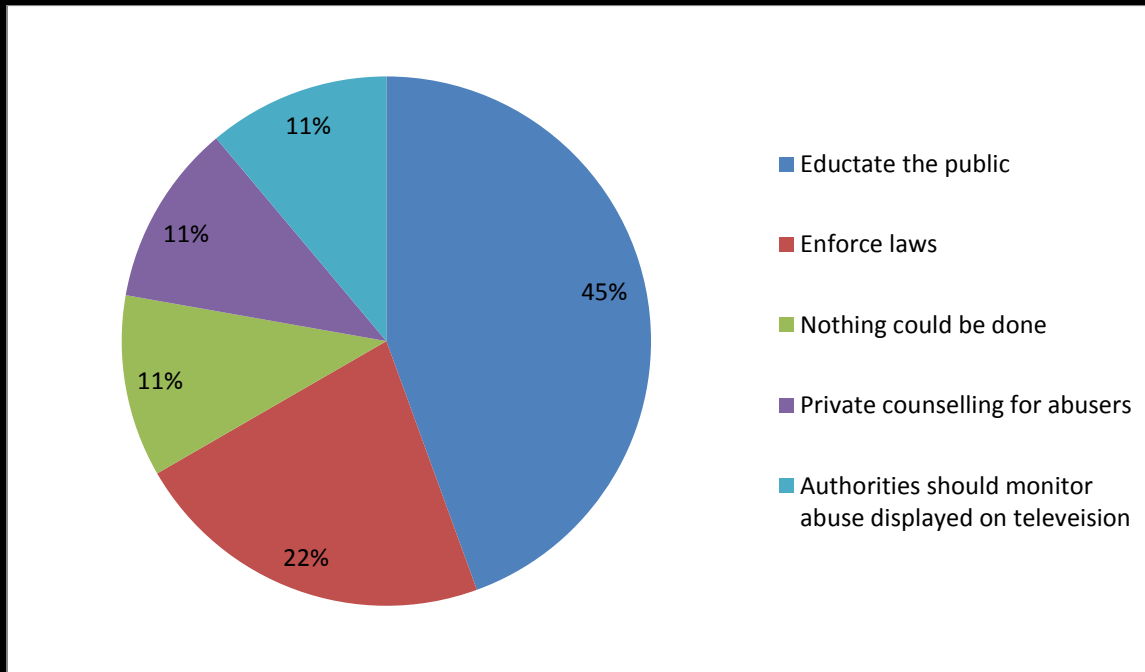
In figure 1, the doughnut displays the responses from the residents of Dyette Estate, on what they consider causes of the social problem, Child Abuse. It shows what answers were listed by my community members 40% frustration, 20% alcohol, 20% drugs, 10% social media and 10% poverty.

**Bar graph displaying what the residents believe are the consequences of child abuse**



In figure 2, the bar graph portrays what the residents of Dyette Estate believe are the effects of Child Abuse. Of all, 100% answered unwanted pregnancy, 90% an insecure child, 90% physical damage, 80% death, 40% other and 10% joy and prosperity.

## Pie chart showing solutions for child abuse by residents



In figure 3, the pie chart expresses the solutions made by the residents of Dyette Estate for the social problem, Child Abuse. It illustrates: 45% educate the public, 22% enforce laws, 11% nothing could be done, 11% private counselling for abusers and 11% authorities should monitor abuse displayed on television.



## Task 7:

### Analysis and interpretation of data

In my community, Dyette Estate in Chaguanas, the responses from the participants were on the causes, consequences and solutions of the social problem Child Abuse. I chose to carry out this survey in the form of questionnaires. These questionnaires were distributed to residents of all ages, gender, race and religion.

In figure 1, the doughnut displays the most common causes of Child Abuse results are in descending order are as proceeds: frustration 40%, alcohol 20%, Drugs 20%, social media 10% and poverty 10%. However there were alternatives among responses of the questions. The majority of residents chose frustration as the main cause while the minority of residents chose poverty and social media. The percentage of frustration is illustrated as being higher than the percentage of poverty and social media. Therefore the fraction of residents that chose frustration could be seen as  $\frac{60}{150}$ .

In figure 2, the bar graph indicates what the residents believe are the consequences of Child Abuse. The maximum percentage was 100% which was unwanted pregnancy whereas the minimum percentage received was 10% which was joy and prosperity. From the answers accumulated in this category, there was close trend as 90% of the responses were an insecure child, 90% selected physical damage, 80% chose death and 40% was other. Therefore it was quite evident that there was a fluctuation between the two numbers. The most residents gave unwanted pregnancy as a response to the question on the consequences of Child Abuse where the least number of residents chose joy and prosperity as an option.

In figure 3, the pie chart represents the solutions for Child Abuse chosen by the residents of Dyette Estate that were seen as most suitable. The percentage of solutions in ascending order as authorities should monitor abuse displayed on television 11%, private counselling 11%, nothing could be done 11%, enforce laws 22% and educate the public 45%. The greater proportion of respondents chose to educate the public 45% being a

solution as compared to the lesser proportion choosing authorities should monitor abuse displayed on television, private counselling and enforce laws which all amounted to 11%. Therefore the ratio of educating the public as a solution is 9:20.

In conclusion, it was revealed that the most of the responses on the causes, consequences and solutions were generally knowledgeable and reasonable. Therefore it is safe to conclude that the residents of Dyette Estate are aware to a certain extent about this social issue of Child Abuse.

Donated to Lessons 1 Curriculum 112652

## Task 8

### Findings

The study revealed that the majority of residents of Dyette estate were aware of the causes, consequences and solutions for Child Abuse. The findings were as follows:

The question proposed to the members of my community based on the causes of Child Abuse, the most amount of participants 40%, chose Frustration as it is the best cause of Child Abuse. However the least chose Poverty and Social Media 10%.

The question provided based on effects of Child Abuse 100% were in the support of Unwanted Pregnancy as their best effect of Child Abuse. Joy and Prosperity gained 10% of the votes.

Based on the solutions of Child Abuse, 45% of the residents believed that educating the Public was the most reasonable solution for Child Abuse. However, there was a trend seen for the solutions. Nothing could

be done, private counselling for abusers, authorities should monitor abuse displayed on television (11%).

At last, it can be concluded that the members of Dyette Estate had a lot of previous knowledge on this issue. However, I am sure that other relevant information would be accepted.

Donated to Lessons 1 Cunupia - 712-2652

## Task 9

### Recommendations

It is stated that Child Abuse has become severe over the passing years and it is a MAJOR social issue worldwide. There are, however, certain steps that can be put into place by the government to protect the citizens of the country. These recommendations are:

- People in society should be well educated on child abuse through social networking sites or an awareness programme. Although, this is really about educating the entire public population, it should be interesting and informative. This will help people learn more on the topic and educating everyone is important as it helps them in understanding this problem and ways it can be prevented.
- The Government should enforce strict laws with severe penalties for criminals who are involved in this ruthless deed. There should be frequent patrols done by the police force in all parts of the country. This will help deter a great amount of child abusers in a country, let alone community.

## Implementation

### Implementation of recommendation #2:

In order to make recommendation 2 an actual process, it must be administrated through the entire Government who will put the effective rules and regulations to stop Child Abuse from being such an alarming issue. By enforcing harsher penalties in the courts of Trinidad and Tobago, the victims of Child Abuse will be given justice and freedom and it may also discourage the abusers from ever committing such a crime again.

Donated to Lessons 1 Curriculum - 112-253

## Bibliography

- [WWW.CHILDABUSE.COM](http://WWW.CHILDABUSE.COM)
- Ramsawak, Rampersad, and Ralph Umraw. Modules In Social Studies. Trinidad: Caribbean Educational Publishers, 2005. Print.

Donated to Lessons 1 Cunupia - 712-253



Appendix



<u>Task</u>	<u>Marks</u>	<u>Teacher's Mark's</u>	<u>Examiner's Mark</u>
1.(Statement of problem)	2		
2.(Reasons for selecting the area of research)	2		
3.(Method of investigation)	2		
4.(Instrument used for collecting data)	4		
5.(Procedure of data collection)	2		
6.(Presentation of data)	6		
7.(Analysis and interpretation of data)	8		
8.(Findings)	3		
9.Recommendation and implementation	3		
Writing Skills	4		
Overall Presentation	4		
<b>Total</b>			

